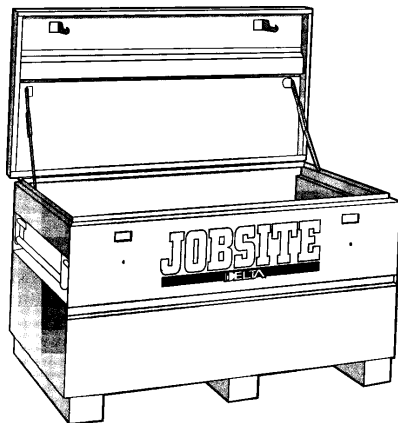


Jobox models provide on-site durability and dependability. Task-oriented storage units offer work-space during day, lockable storage overnight with unique Bolt Cutter Free Locking System. Reinforced steel construction, pre-tapped tapered skids are pallet fork height. Lifting handles and Tri-Hide exterior enamel coating.

Job Boxes



JOBOX STORAGE CHEST

MODEL STEEL	DIMENSIONS			SALE PRICE
	LENGTH	WIDTH	HEIGHT	
654990	48"	27-3/8"	24"	511.33
655990	60"	27-3/8"	24"	629.54

PAYLOAD PLUS STEEL CHEST with BEVELED EDGE LIDS

818980	46"	20-1/8"	16-3/4"	532.22
817980	58-1/2"	20-1/8"	19"	580.04

DELTA INNERSIDES

820000	48"	11-1/4"	11-1/4"	284.82
821000	64"	11-1/4"	11-1/4"	327.44

DELTA PRO EXTRA HEAVY DUTY STEEL UNDERBODIES

465000	24"	18"	18"	325.36
467000	36"	18"	18"	399.17
468000	48"	18"	18"	451.14
469000	60"	18"	18"	530.14

DELTA PRO GULL WING CROSSOVER

PSC-1460000	70"	20-7/8"	14-7/16"	472.97
PSC-1462000	60"	20-7/8"	11-7/16"	388.77

DELTA PRO SINGLE LID CROSSOVER

PSC-1455000	70"	20-21/32"	14-7/16"	472.97
PSC-1458000	60"	20-21/32"	11-7/16"	472.97


FMB PRIMERED UNDERBODY STORAGE BOXES (16 gauge)

151530	30"	15"	15"	255.45
151536	36"	15"	15"	252.95
151548	48"	15"	15"	302.45
151560	60"	15"	15"	346.45

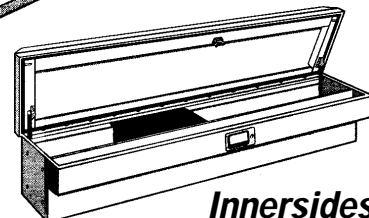
FMB PAINTED UTILITY STORAGE BOX (16 gauge)

152136	36"	15"	21"	182.38
--------	-----	-----	-----	--------


Payload Plus, Delta and Magnum provide a durable standard of quality for the commercial user or home-owner. These lines offer versatile boxes for the value-conscious buyer, with sturdy, steel construction. Tough standard features include weather sealed lids, powder paint finish, sliding trays and locking systems.



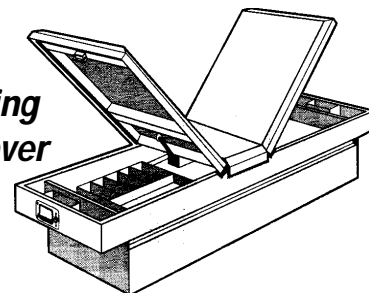
Beveled Chest



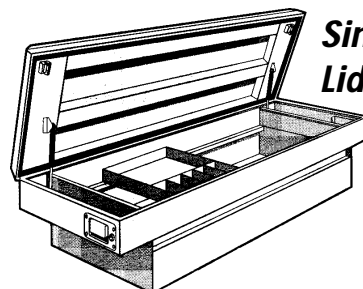
Innersides




Underbodies



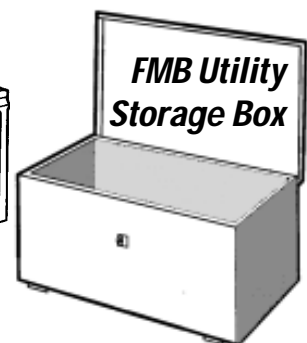
Gull Wing Crossover



Single Lid Crossover



Underbodies



FMB Utility Storage Box